



消防處

Fire Services Department

FSD Connects with Relevant Industries of Licensed Premises

9 December 2022



消防處

Fire Services Department

Welcoming Address

Divisional Officer
HUNG Chung-muk
Licensing Division
Licensing and Certification Command
Fire Services Department



消防處

Fire Services Department

Agenda

Fire Safety Standards for Food Business

SStnO TANG Sheung-hang

Fire Safety Standards for E-Waste Disposal Licence

SStnO TANG Tak-wai

**Introduction of Guidance Drawing (Ventilation System
Compliance Inspection in Licensed Premises)**

Engr KWOK Kin-man

Q & A

All Speakers



消防處

Fire Services Department

Fire Safety Standards for Food Business

Senior Station Officer

TANG Sheung-hang

Licensing Division

Licensing and Certification Command

Fire Services Department



Fire Safety Standards for Food Business



Contents

01

Types of Licence for Food Business

02

Roles of FSD

03

Restrictions

04

Fire Safety Standards for Food Business

05

DOs and DON'Ts

06

Common Irregularities

01

Types of Licence for Food Business



Restaurant

- General Restaurant
- Light Refreshment Restaurant
- Barbecue / Hot Pot
- Fast Food



Factory Canteen



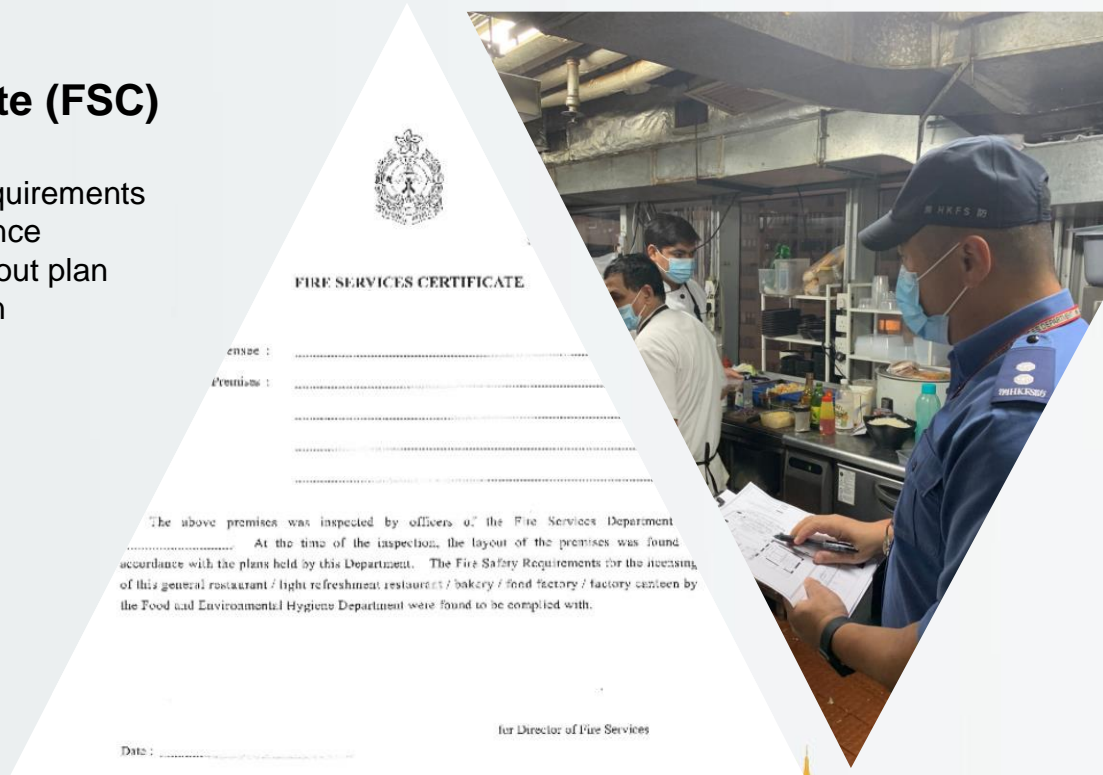
Food Factory / Bakery



Karaoke Establishment in Restaurant

Issuance of Fire Services Certificate (FSC)

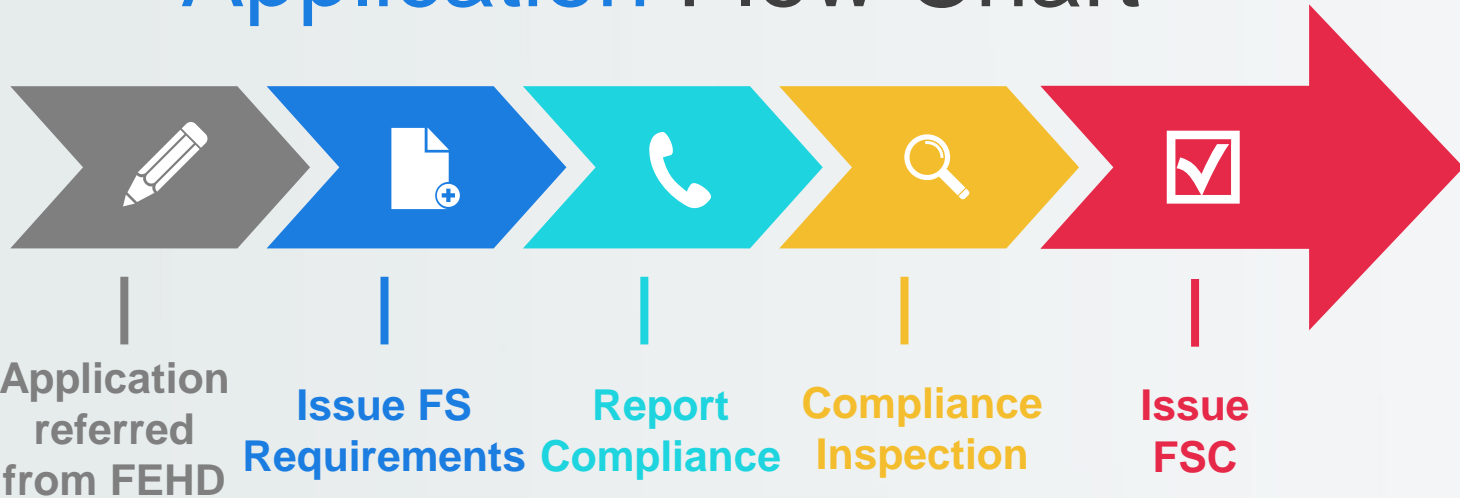
- 1) The proof of compliance with all fire safety requirements
- 2) Pre-requisite for issue of a food business licence
- 3) Valid only conforms to the latest accepted layout plan
- 4) New FSC may be required for major alteration



02

Roles of FSD

Application Flow Chart





01 In any buildings/structures which are of sub-standard construction

02 On level 4 of basement or below / below ground level, if liquefied petroleum gas is to be used

03 In areas designed for emergency use / other use e.g. refuge floor, carpark...

04 In any industrial buildings (for restaurants)



Restaurant



General Restaurant

All FSIs e.g. Hose Reel / Sprinkler System

In efficient working order

“Cap. 95B Fire Service (Installations and Equipment) Regulations”

Relocation of sprinkler heads – FSI / 314A/B/C

Registered fire service installation contractor

Sample of Certificate of Fire Service Installations and Equipment (FS 251)

FIRE SERVICE INSTALLATIONS AND EQUIPMENT REGULATIONS
消防(裝置及設備)條例

FSI Ref: A 5521901

CERTIFICATE OF FIRE SERVICE INSTALLATIONS AND EQUIPMENT
消防裝置及設備證書

Name of Client: _____
Name of Building: _____
Street No./Flat No./Shop No./Office No.: _____
District: _____
Type of Building: _____
Part 1 Approved Installations (FSI) _____
Part 2 Approved Installations (Mandatory/Optional) _____
Part 3 Approved Installations (Optional) _____

FS 251

FS 251

Sample of Certificate of Compliance (FSI/314A)

FSI/314A

To: Director of Fire Services
Fire Service Installation Plans for Building at _____

This is to certify that the details and specifications of all shown on the attached fire service installation plans are as prescribed Services Department and in accordance with the relevant Rules and Codes as listed below:

- Rules of the Fire Officers' Committee for -
 - Automatic Sprinkler Installations (29th Edition)
 - Automatic Fire Alarm Installations (11th/12th Edition)
 - Installation of External Drenchers (4th Edition)
- Rules of the Loss Prevention Council for -
 - Automatic Sprinkler Installations
- Codes of National Fire Protection Association for -
 - Carbon Dioxide Extinguishing Systems (Standard 12)
 - Clean Agent Fire Extinguishing Systems (Standard 2001)
 - Water Spray Fixed Systems for Fire Protection (Standard 15)
- Codes of Practice for Minimum Fire Service Installations and Equipment -
 - Fire Alarm Systems
 - Fire Hydrant/Hose Reel Systems
- Others _____

Signed _____ Date _____
Full Name of FSI Contractor/Consultant _____
Correspondence Address _____ Tel No. _____

Mark "x" where applicable

FSI / 314A/B/C



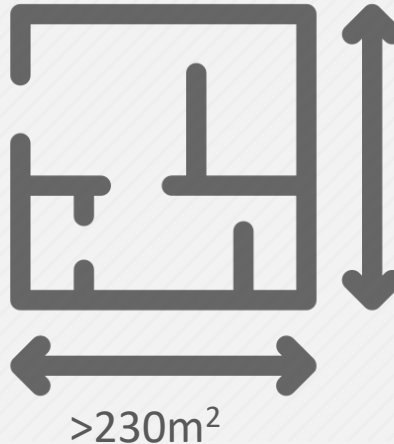
General Restaurant

Sprinkler System

GFA > 230m²

In basement > 126m²

In efficient working order



General Restaurant

Portable Fire-fighting Equipment

Water type / CO2 F.E.
Fire blanket

Conform to specified fire safety requirements

Easily accessible without any obstruction



General Restaurant Manual Fire Alarm System (with visual alarm signals)

Conform to specified fire safety requirements

FSD Circular Letter 4/2001

5.1 For premises occupying with an area less than 230m²

- (i) At the cashier's counter (If not provided, near the main exit.)

5.2 For premises occupying an area exceeding 230m²

- (i) Outside the kitchen near its entrance / exit;
(ii) Near each exit; and
(iii) At the cashier's counter.

Type of Buildings/Nature of Occupancy	Column 1 – Areas required to be covered by the signals	Column 2 – Areas not required to be covered by the signals
Banks, retail and wholesale shops, shopping complexes, markets, restaurants	/// All areas including circulation areas, common passages, and toilets.	/// Areas not intended to be accessible to customers, visitors, e.g. offices, store rooms, plant rooms, staff toilets, etc. /// All required staircases as defined under the 1996 FRC Code including the smoke lobbies adjoining the required staircase



04

Fire Safety Standards for Food Business

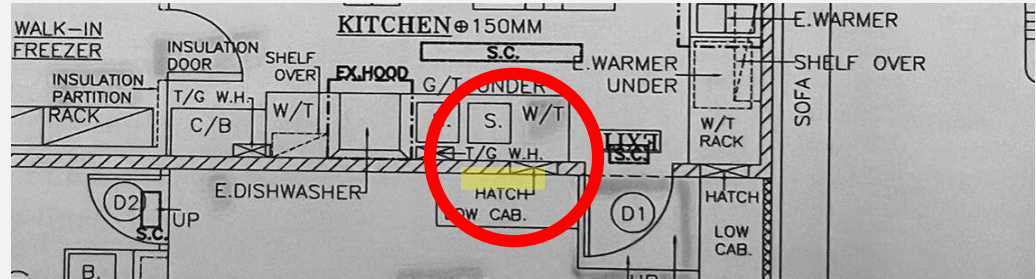
General Restaurant

Drop Hatch / Fire Shutter

<0.2m² (Drop Hatch)

>0.2m² (Fire Shutter)

Conform to the layout plan submitted



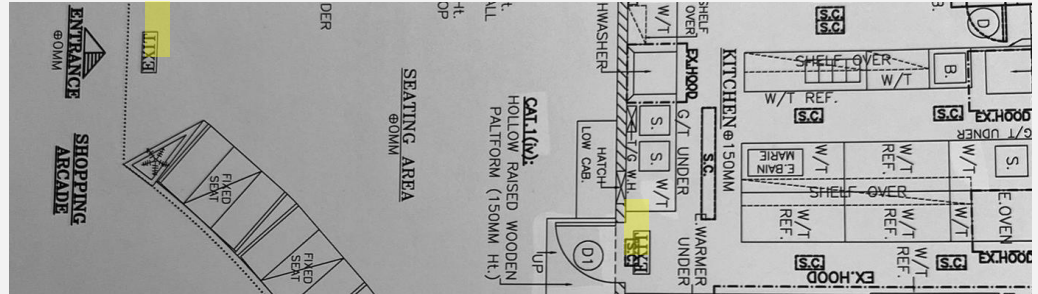
General Restaurant

Exit Signs / Directional Signs

Confirm to the layout plan submitted

Self-luminous

Directional Sign when Exit Sign out of sight




General Restaurant

Emergency Lighting

Automatically lit up when normal power supply cut off

Sufficient information on FS 251

Part 2 第二部 Installation / Modification / Repair / Inspection works 裝置/改裝/修理/檢查工作					
Code 編碼 (1-35)	Type of FSI 裝置類型	Location(s) 位置	Nature of Work Carried out 完成之工作內容	Comment on Condition 狀況評述	Completion Date 完成日期 (DD/MM/YYYY)
11	Emergency Light	Unit 4N644, Level 4	Inspected 12 nos. emergency light "Crystalite - WELLS WE S92134 + CC-T5-28-K3_GC (L6)"	Comply with FSD requirements	19/09/2022
11	Emergency Light	Unit 4N644, Level 4	Inspected 2 nos. emergency light "Crystalite - WELLS WE D31120 + CC-R24-LED-K3 (RL40)"	Comply with FSD requirements	19/09/2022



04

Fire Safety Standards for Food Business

General Restaurant

Fire retardant paint or solution

Combustible materials used as false ceilings, partitions or wall furnishings

Documentary proof

Conform to the FS 251 submitted



Part 2 第二部 Installation / Modification / Repair / Inspection works 裝置/改裝/修理/檢查工作					
Code 編碼 (1-35)	Type of FSI 裝置類型	Location(s)位置	Nature of Work Carried out 完成之工作內容	Comment on Condition 狀況評述	Completion Date 完成日期 (DD/MM/YYYY)
35	Fire Retardant	Shop No. L301, 3/F	To Spray 2 Layer Fire Retardant Solution for Wooden Furniture (LGM, Model : N5)	Conforms with FSD requirements	01/11/2022
35	Fire Retardant	Shop No. L301, 3/F	To Spray 2 Layer Fire Retardant Solution for Wooden Partition (LGM, Model : N5)	Conforms with FSD requirements	01/11/2022

04

Fire Safety Standards for Food Business

General Restaurant

Draperies & Curtains

Treat with fire retardant solution

Conform to the FS 251 submitted

Part 2 第二部 Installation / Modification / Repair / Inspection work 裝置/改裝/修理/檢查工作					
Code/編號 (1-35)	Type of FSI 裝置類型	Location(s) 位置	Nature of Work Carried out 完成之工作內容	Comment on Condition 狀況評語	Completion Date 完成日期(DDMMYY)
35	Other	G1/F.	All Curtains Have been Treated with The Approved Type of Fire Retardant Solution (3 Coatings By Spraying, According To Manufacture's Instruction) ('LGM' Flame Bar S3 Flame Retardant For Curtain)	Conforms with FSD requirements	04/08/2022



General Restaurant

PU foam filled mattresses and upholstered furniture

The number, colour and type

Documentary proof (Invoice, Delivery note, Testing Certificate)

Appropriate labels

本公司提供給 [redacted] Limited 的 BS 7176 中危險度防火標準物料
發票 No. : B 18411 送貨單 No. : 0126716 物料詳細資料 :

- 1) 人造皮:111碼 紅色 測試報告 No. : HT 216370
人造皮:35碼 紫色 測試報告 No. : HT 17120206
- 2) 海 綿 :60" x 80" x 1" 12件 測試報告 No. : HT 17120206

該批物料用於製造:(傢俬數量)

- 1) 餐椅A(W460 x D480 x H850 x SH450)mm 27張
- 2) 餐椅B(W490 x D450 x H830 x SH450)mm 16張
- 3) 吧椅(W460 x D470 x H1050 x SH650)mm 19張
- 4) 卡座A坐墊(W7090 x D460 x H350)mm 2組
- 5) 卡座A背墊(W7090 x D100 x H660)mm 2組
- 6) 卡座B坐墊(W4000 x D460 x H350)mm 2組

送貨單

本公司按 BS7176:1995 中危險度防火標準提供以下傢具 / 裝飾工程 :

客戶名稱 :	[redacted] Company Limited	
送貨地址 :	[redacted], Central, Hong Kong	
供貨內容 :	1. 餐椅 A (W460 x D480 x H850 x SH450)mm (紅色)	27 張
	2. 餐椅 B (W490 x D450 x H830 x SH450)mm (紅色)	16 張
	3. 吧椅 (W460 x D470 x H1050 x SH650)mm (紅色)	19 張
	4. 卡座 A 坐墊 (W7090 x D460 x H350)mm (紅色)	2 組
	5. 卡座 A 背墊 (W7090 x D100 x H660)mm (紫色)	2 組
	6. 卡座 B 坐墊 (W4000 x D460 x H350)mm (紅色)	2 組
	7. 卡座 B 背墊 (W4000 x D100 x H660)mm (紫色)	2 組

原材料供應商 :

1.	人造皮及海棉襯墊 :	[redacted] 有限公司 (發票編號: B 18411) & (送貨單編號: 0126716)
附	測 試 報 告 :	T1 Testing Centre Ltd. Test Report Nos. HT 216370 & HT 17120206





General Restaurant

Windows

Openable / Breakable windows shall not be obstructed by any decoration or sealed up > 50%

Smoke extraction system



BBQ / Hot Pot in Seating Accommodation

Solid Fuel


e.g. Fire Wood, Charcoal



Restricted



Fuel Use



Electricity

Electrical system installed by registered / certificated contractors



Permitted



Town Gas / LPG

Gas cert by TownGas / authorized agents

Liquid fuel

e.g. diesel and kerosene

Fast Food

- Automatic fire suppression system covering deep fat frying location

e.g. Ansul System





Factory Canteen



Factory Canteen

False ceilings, wall furnishings



Carpets



Restriction



Food Factory / Bakery

04

Fire Safety Standards for Food Business

Food Factory / Bakery

No F.S. Certificate is required, if:

GFA <100m²

Electricity only without open fire

No deep fat frying activities





Karaoke Establishment in Restaurant




Karaoke Establishment

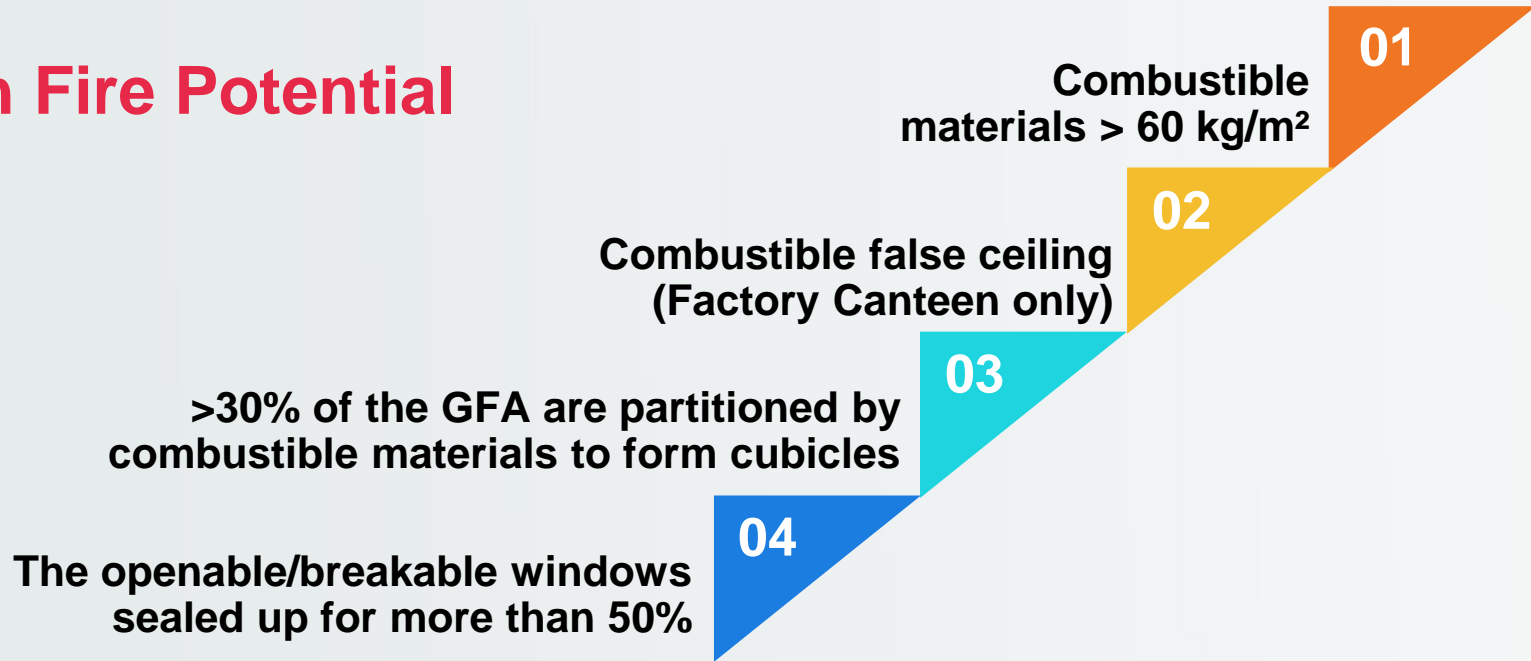
Fast-response-type sprinkler heads
($>126\text{m}^2$ in Curtain-wall Building
or $>230\text{m}^2$)

Short fire safety film

Emergency alert system



High Fire Potential




Additional Fire Safety Requirements

Cooking Activities Outside Kitchen

Using Charcoal Outside Kitchen

Using Charcoal Inside Kitchen



DOs



01

Layout plan drawn to scale (e.g. 1:100, 1:50) with the proposed GFA

02

Indicate necessary information on layout e.g. Location of Exit Signs, FRP of Kitchen components, fuel use etc.

03

Appoint a registered fire service installation contractor

04

Submit required documentation during application for the Provisional Licence

DON'Ts

01

Choose restricted locations

02

Choose premises without sprinkler protection if GFA > 230m²

03

Start renovation before approval

04

Commence business before a licence is obtained from the Licensing Authority



01

Insufficient information on FS251
(e.g. numbers, locations, specifications)

02

Location of FSIs
(e.g. F.E., Fire Blankets, E. Lights)


03

Insufficient document for PU Foam filled furniture
(Traceable Sequence, Colors, Labels)

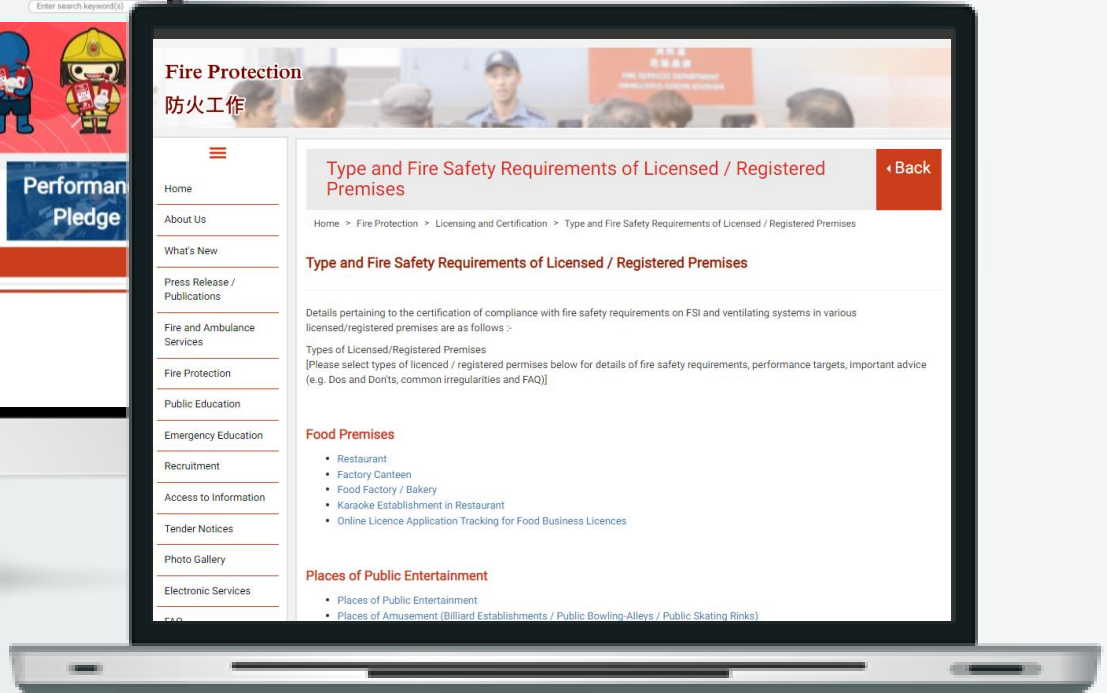
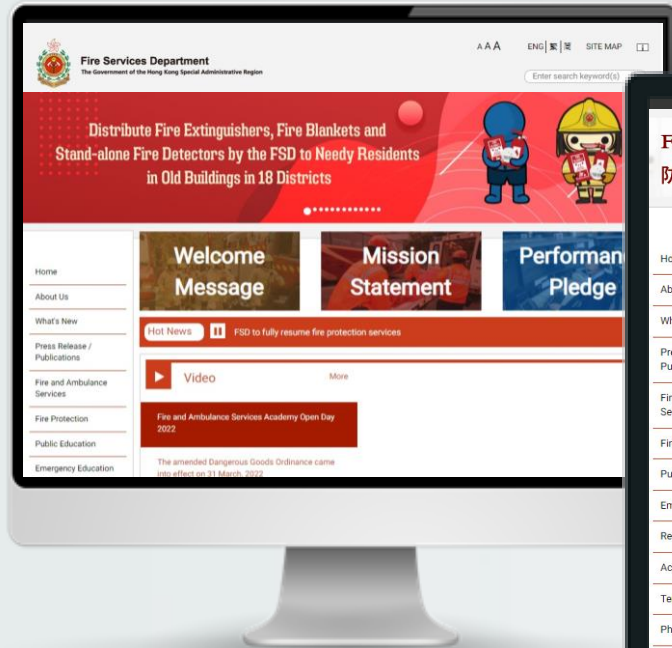
04

Obstructions (MoE, FSIs)
Cap 95F Fire Services (Fire Hazard Abatement) Regulation
Cap 95B Fire Service (Installations and equipment) Regulation

Obstructions (MoE, FSIs)



Reference



[Home](#) > [Fire Protection](#) > [Licensing and Certification](#) > [Type and Fire Safety Requirements of Licensed Premises](#)
https://www.hkfsd.gov.hk/chi/fire_protection/licensing/premise_type.html



Thank you





消防處

Fire Services Department

E-waste Disposal Licence

Senior Station Officer

TANG Tak-wai

Policy Division

Licensing and Certification Command

Fire Services Department

RECYCLE



E-WASTE DISPOSAL LICENCE

Licensing and Certification Command

Licensing Division

SStnO TANG Tak-wai



Contents



01

Background (Recycling Site)

02

Common Causes of Fire (Recycling Site)

03

E-Waste Disposal Licence

04

Fire Safety Requirements

05

Fire Safety Precautions

06

Way Forward






01

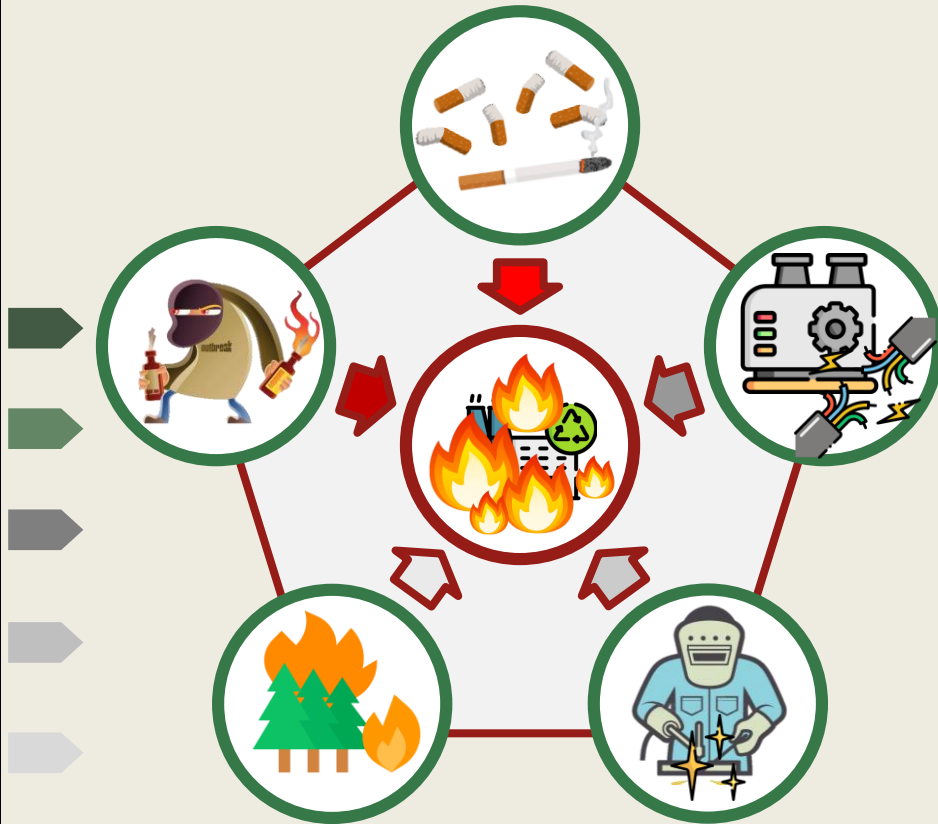
Background (Recycling Site)

- *Difficult to be extinguished*
- *Affect nearby neighborhoods*
- *Polluting the environment*



02

Common Causes of Fire (Recycling Site)



Cigarettes Ends

Short-circuit of Electrical Appliances

Sparks generated during Welding

Spread of Vegetation Fire

Deliberate Acts

What is E-Waste ?



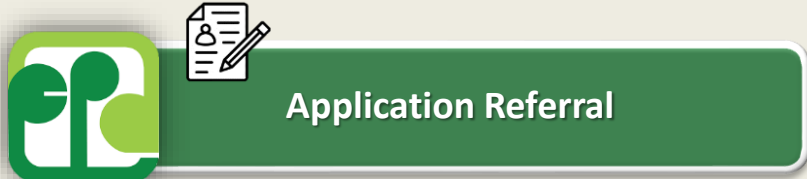
Cap. 354 《Waste Disposal Licence》 Section 2

Cap.603 《Product Eco-responsibility Ordinance》 Schedule 6

03

E-Waste Disposal Licence

Cap. 354 《Waste Disposal Licence》 Section 16



- Fire**
(Fire Load, DG Storage)
- Occupancy**
(Compatibility, Coexistence, Design of Building)





04

Fire Safety Requirements

Open Ground:-

Emergency Vehicular Access (EVA) should be provided for Fire Appliances

Industrial Building:-

At any part of buildings which are standard construction and above ground level, except buffer or refuge floor



04

Fire Safety Requirements




All Fire Services Installations and Equipment provided :-

Registered Fire Service Installations Contractor (RFSIC)

FS251, FSI/314A/D or equivalent

In efficient working order

Every twelve months

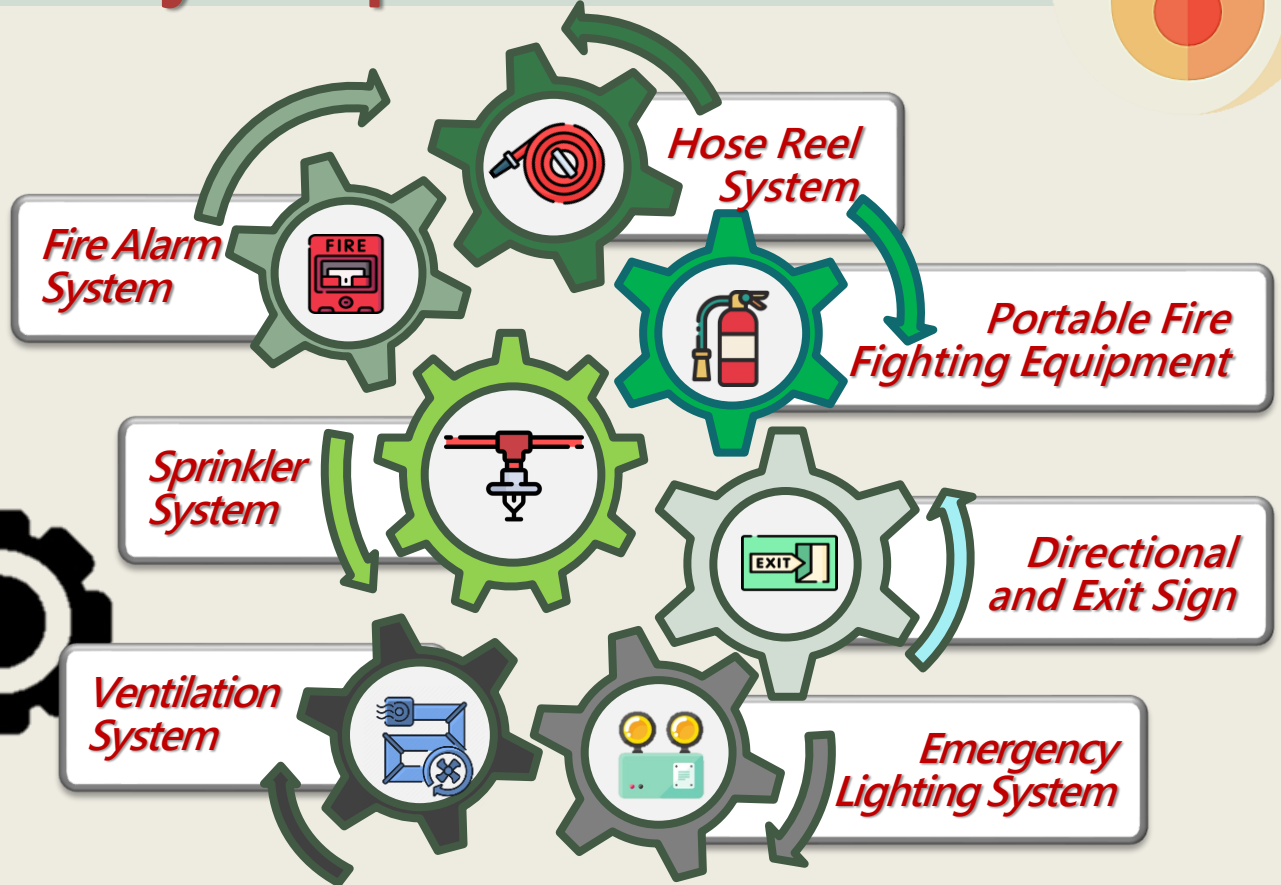



Cap. 95B 《Fire Service (Installations and Equipment) Regulations》



04

Fire Safety Requirements





04

Fire Safety Requirements



Open Ground:-

Street Fire Hydrant (SFH) Tank should be provided:-

Distance of the available SFH from the site (m)	501-750m	751-1000m	1001-2000m	>2000m
SFH Tank Size	60m ³	80m ³	160m ³	245m ³

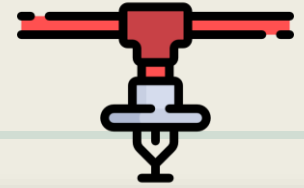
Equipped with Emergency Power Supply

Modified Hose Reel System: 2m³ Fire Service Water Tank



>500m





04

Fire Safety Requirements

Open Ground (Enclosed Structures with GFA > 230 m²):-

Sprinkler System with Sprinkler Tank

Equipped with Emergency Power Supply

Certified by Registered Structure Engineer (RSE)





04

Fire Safety Requirements

Industrial Building :-

Smoke Extraction System

- >50% of the designed openable / breakable window area; or
- upper part or >25% of the window area

Ventilation/Air-Conditioning (VAC) Control System

- Requirements for Ventilation/Air-conditioning Control System for Licensed Premises

Mechanical Ventilating System

- Building (Ventilating Systems) Regulations, Cap.123J
- Fire Services Department Circular Letter No.4/96 Part XI



05

Fire Safety Precautions

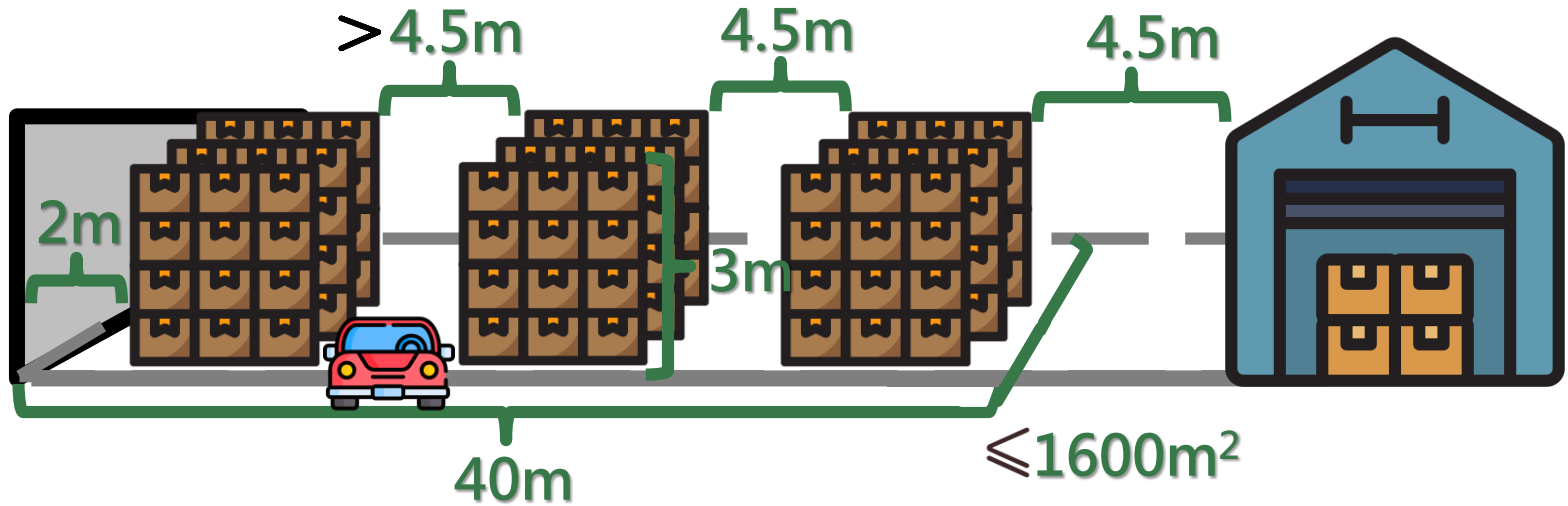


05

Fire Safety Precautions



Open Ground:-

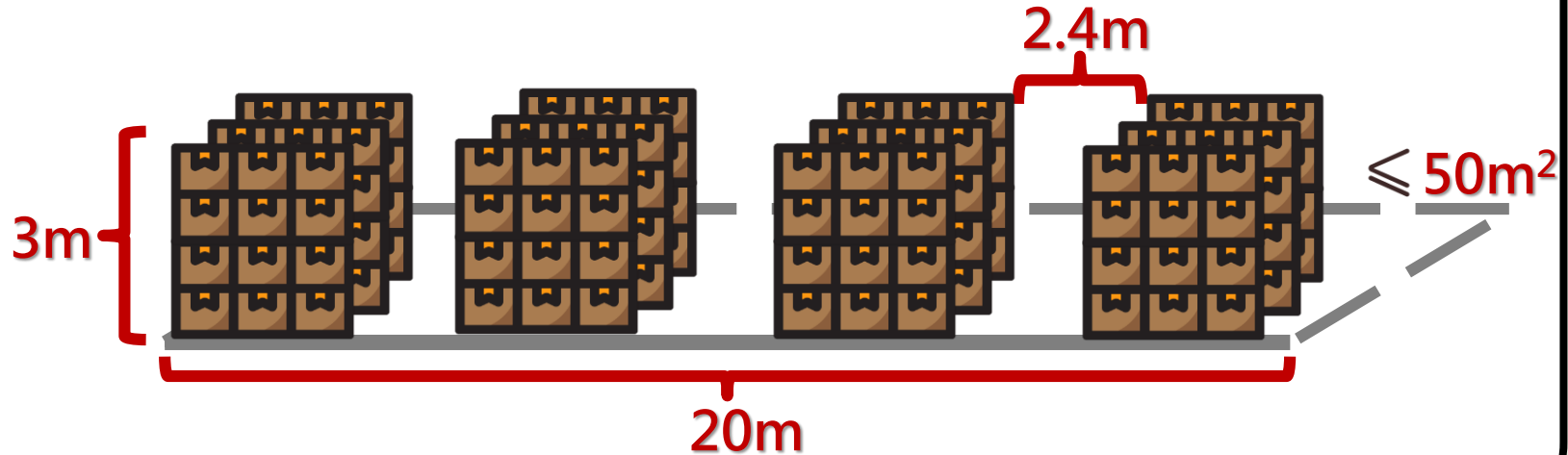




05


Fire Safety Precautions

Industrial Building:-



06

Way Forward





REFERENCE



HKFSD > FIRE PROTECTION > LICENSING AND CERTIFICATION > FIRE SAFETY REQUIREMENTS OF LICENSED / REGISTERED PREMISES - E-WASTE DISPOSAL

[HTTPS://WWW.HKFSSD.GOV.HK/ENG/FIRE_PROTECTION/LICENSING/PREMISES_EWASTE.HTML](https://www.hkfssd.gov.hk/eng/fire_protection/licensing/premises_ewaste.html)



EPD > APPLICATION FOR LICENCES > GUIDANCE NOTES FOR LICENCE APPLICATION > WASTE DISPOSAL ORDINANCE/ FACILITIES WHICH STORE, TREAT, REPROCESS OR RECYCLE E-WASTE

[HTTPS://WWW.EPD.GOV.HK/EPD/ENGLISH/APPLICATION_FOR_LICENCES/GUIDANCE/FACILITIES_E-WASTE.HTML](https://www.epd.gov.hk/epd/english/application_for_licences/guidance/facilities_e-waste.html)

RECYCLE



THANK YOU.





消防處

Fire Services Department

Introduction of Guidance Drawing (Ventilation System Compliance Inspection in Licensed Premises)

Engineer (Vent)

KWOK Kin-man

Ventilation Division

Licensing and Certification Command

Fire Services Department

Introduction of Guidance Drawing (Ventilation System Compliance Inspection in Licensed Premise)

導圖介紹

(牌照處所內通風系統驗收檢查)



Background

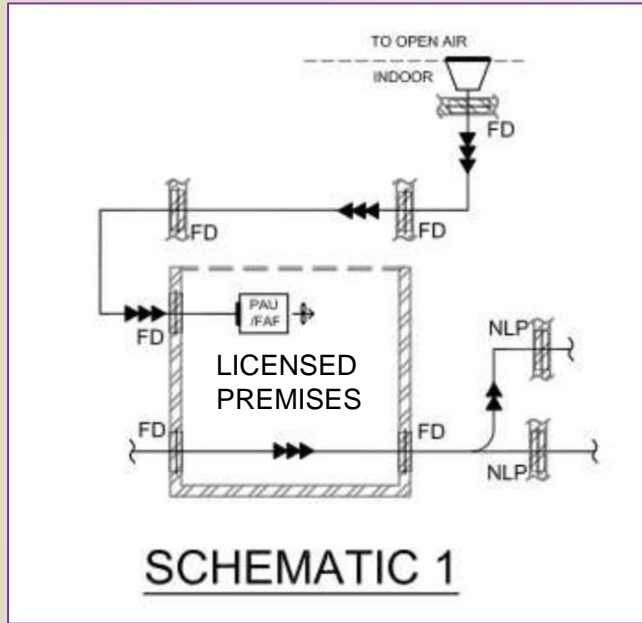
- ❑ Review of Compliance Inspection for ventilating system **outside** the licenced areas had conducted in Ventilation Installations Liaison Group Meeting
- ❑ A set of “Guidance Drawing of Ventilating System Inspection Arrangement in Licensed Premises” was prepared for the Trade’s reference:
 - **Fire Damper(s)** installed in communal air ducts **outside** the premises shall be **excluded** from scope of compliance inspection;
and
 - **Communal Air Duct** including the tee-off location shall be indicated
- ❑ Guidance drawing was confirmed and **launched in FSD’s website on 5 May 2022.**

Scope of Compliance Inspection







Principles:

1. Ventilating system and associated fire damper(s) installed **within the boundaries** of licensed premises;
2. Ventilating system and associated fire damper(s) installed in **exclusive** ventilation ductwork connecting from open air to the licensed premises.

Scope of Compliance Inspection

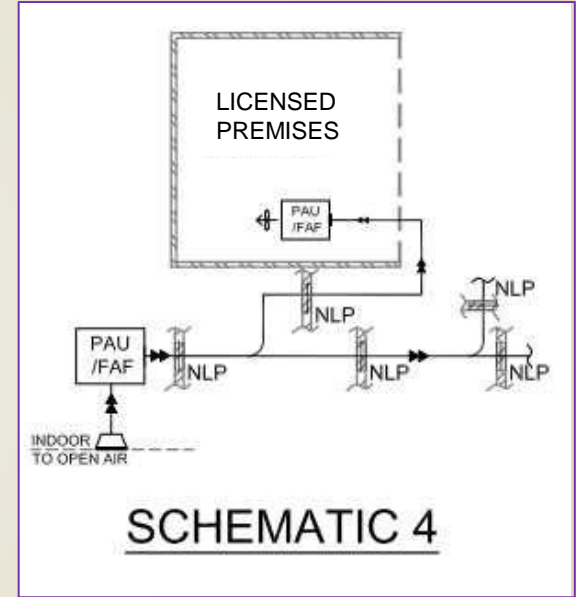
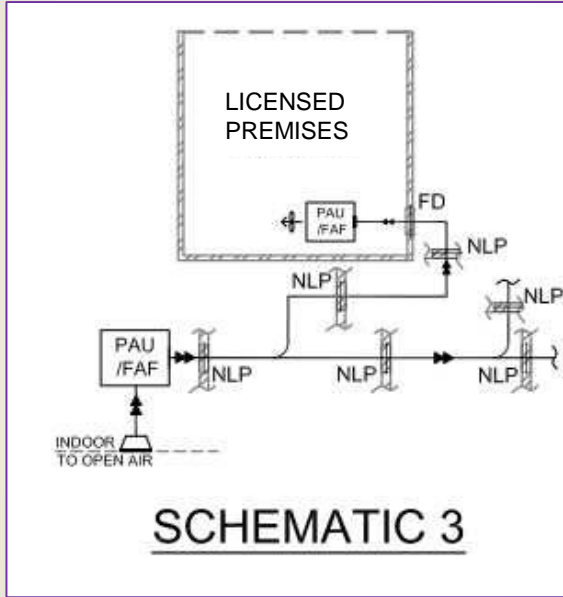
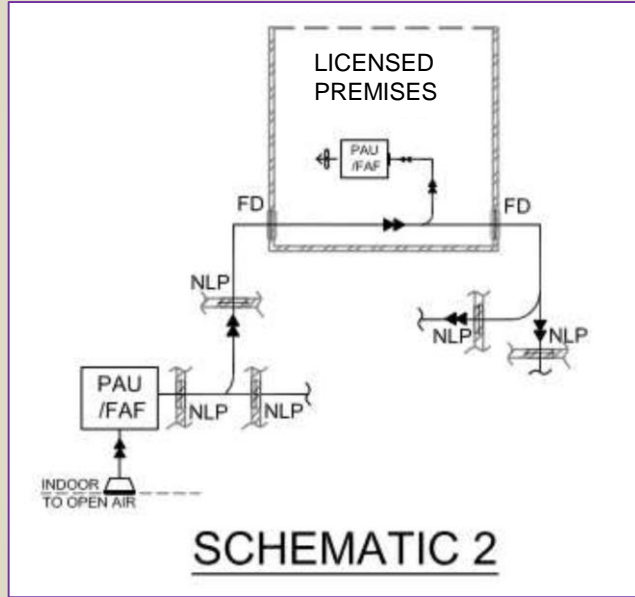


Legends:

-  Fire damper(s) under the scope of ventilating system compliance inspection shall be inspected and certified by Registered Specialist Contractor
-  Fire damper(s) not required for ventilating system compliance inspection (Non-licensed premises)
-  Fire Resistance Rating Partition
-  Non Fire Resistance Rating
-  Licensed Premises
-  Ventilating System Equipment

- 1) For **dedicated system**, all fire dampers along the ductworks were included.
- 2) For **by-pass ductwork**, fire dampers at licence boundary and within the licensed premises were included.

Scope of Compliance Inspection



- 3) For **communal air ductwork**, fire damper(s) outside licence boundary were not required for inspection and should be marked **“NLP”**

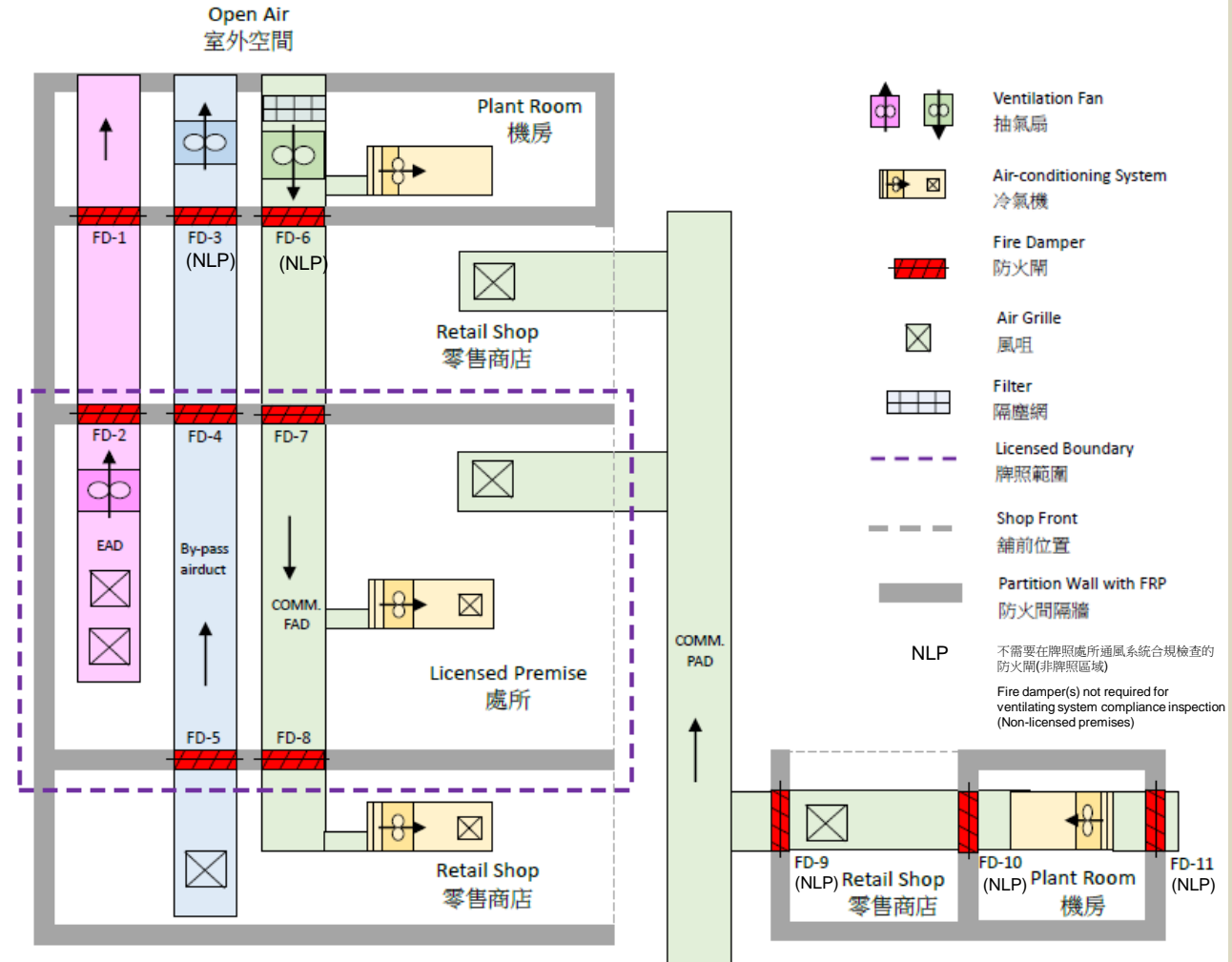
General Brief on Compliance Inspection

Background of licensed premises

- Located at commercial building.
- A part of ventilating system connected to the communal air duct.

Notes:

Boundary of licensed premises and its **as-fitted** Ventilating System should be **clearly** shown on the drawing.

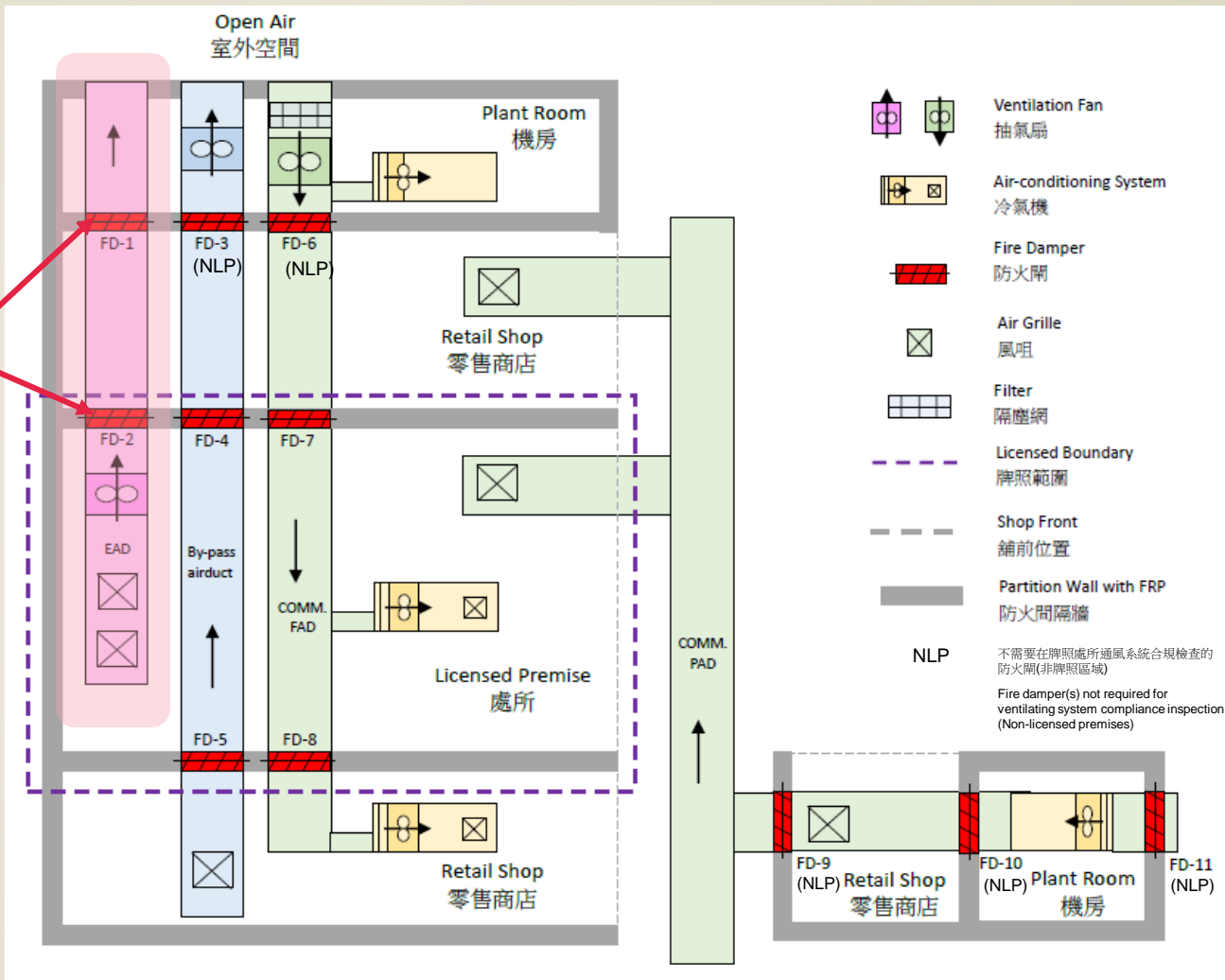


Scenario No.1

(Guidance Drawing Schematic 1)

Inspection of Individual Exhaust Air System

- Fire dampers (FD-1, FD2).

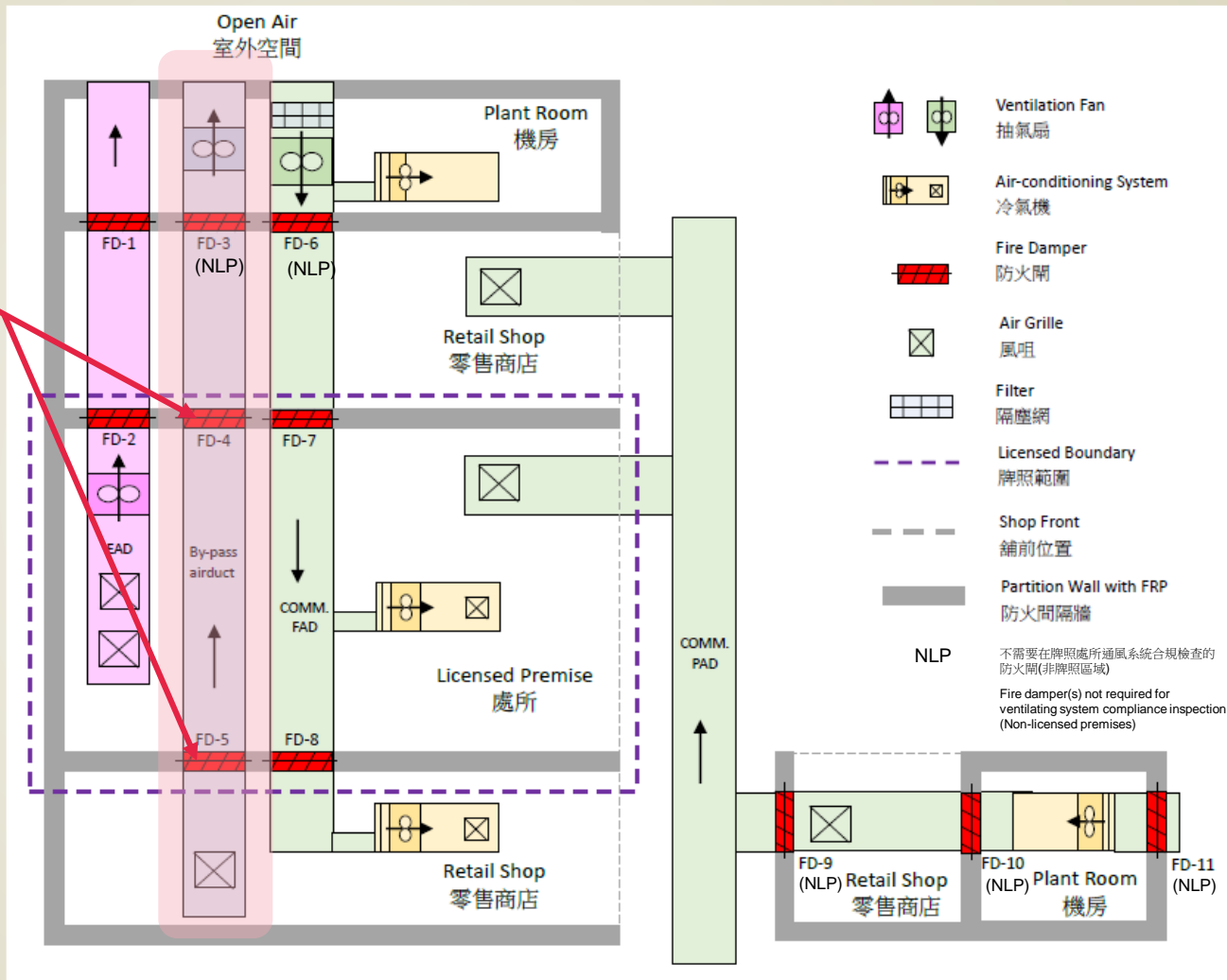


Scenario No.2

(Guidance Drawing Schematic 2)

Inspection of By-pass Air Duct

- Fire dampers (FD-4, FD5);
- **“NLP”** shall be marked to the FD-3.



Scenario No.3

(Guidance Drawing Schematic 3)

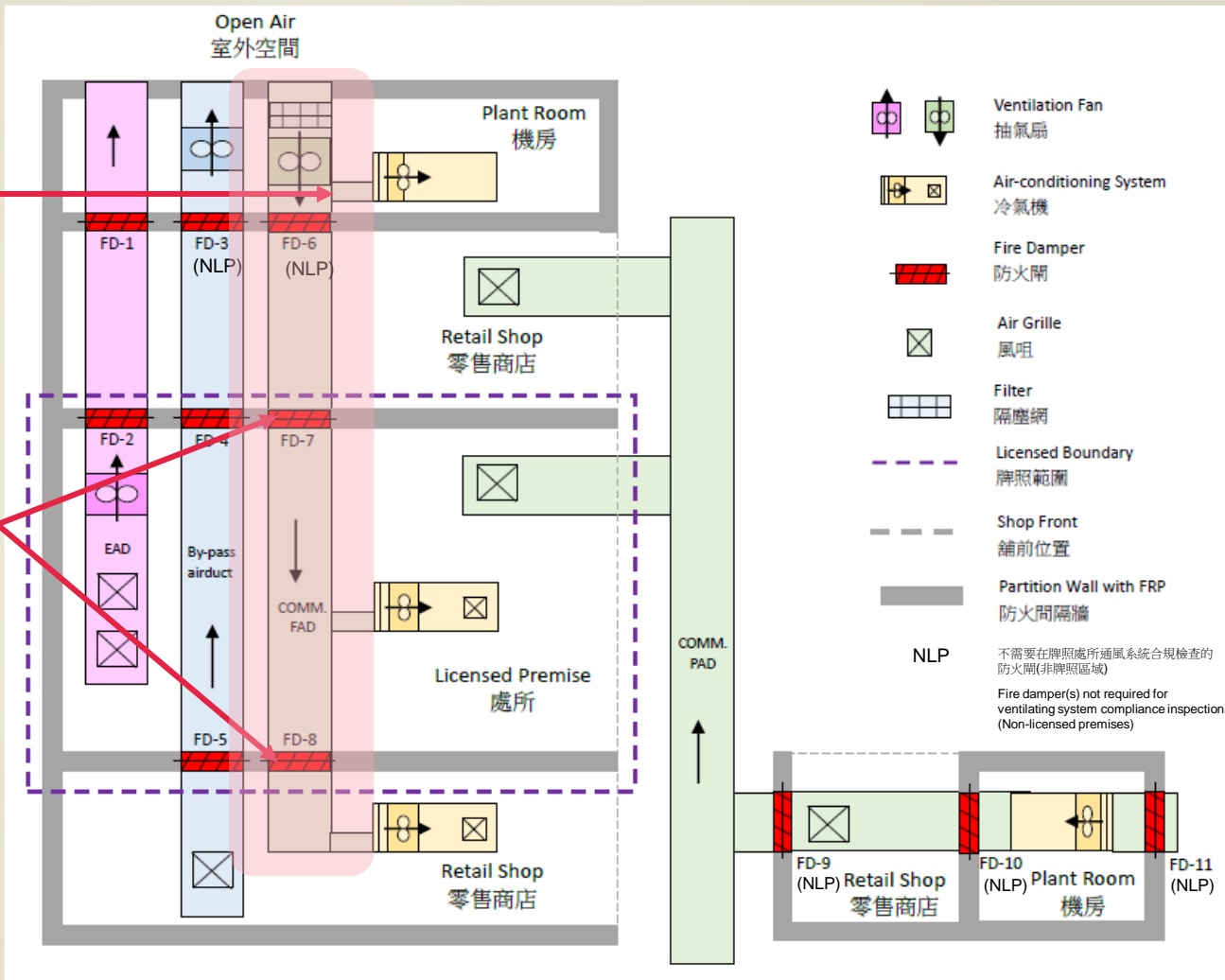
Inspection of Fresh Air System connected with Communal Air Duct

- Tee-off point to other shop;
- Fire dampers (FD-7, FD-8)

To identify the fresh air duct connected to air-conditioning system is served by **communal air duct**.

If the communal air duct is confirmed, the fire damper (FD-6) is NOT required for compliance inspection.

“NLP” shall be marked to the FD-6.



Scenario No.4

(Guidance Drawing Schematic 4)

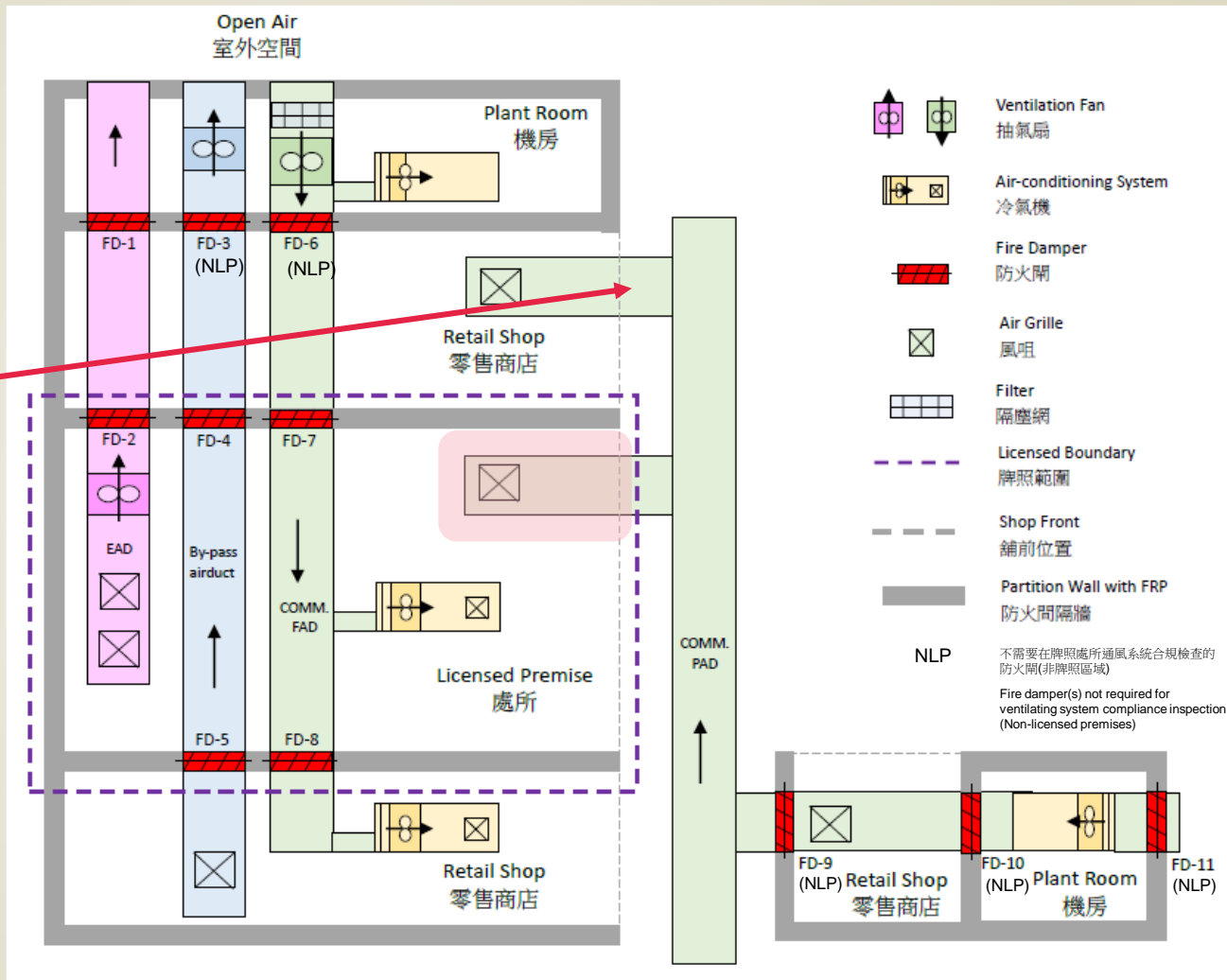
Inspection of Primary Air System connected with Communal Air Duct

- Tee-off point to other shop.

To identify the primary air grille is served by **communal air duct**.

If the communal air duct is confirmed, the fire damper (FD-9, FD-10 & FD-11) are NOT required for compliance inspection.

“NLP” shall be marked to the FD-9, FD-10 & FD-11.



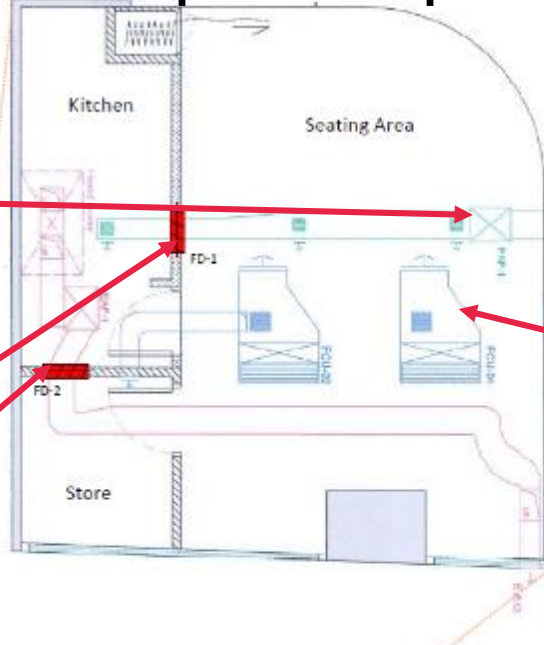
Typical MVAC Layout for Compliance Inspection



Ventilation fan



Fire damper



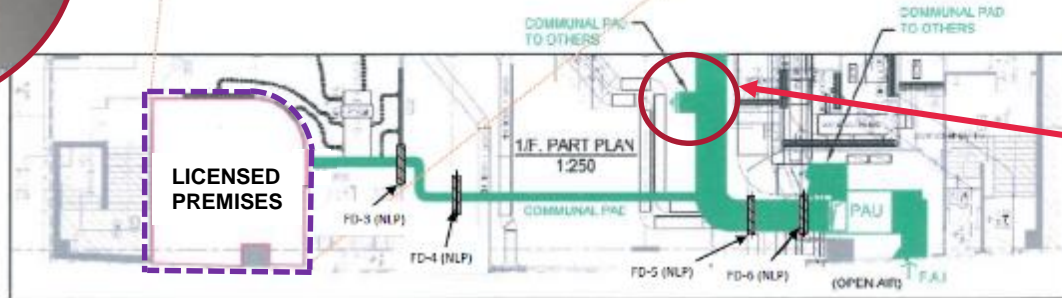
-  Fire Damper
防火閘
-  Fan Coil Unit
冷氣機
-  Ventilation Fan
通風扇

NLP 不需要在牌照處所通風系統合規檢查的防火閘(非牌照區域)

Fire damper(s) not required for ventilating system compliance inspection (Non-licensed premises)



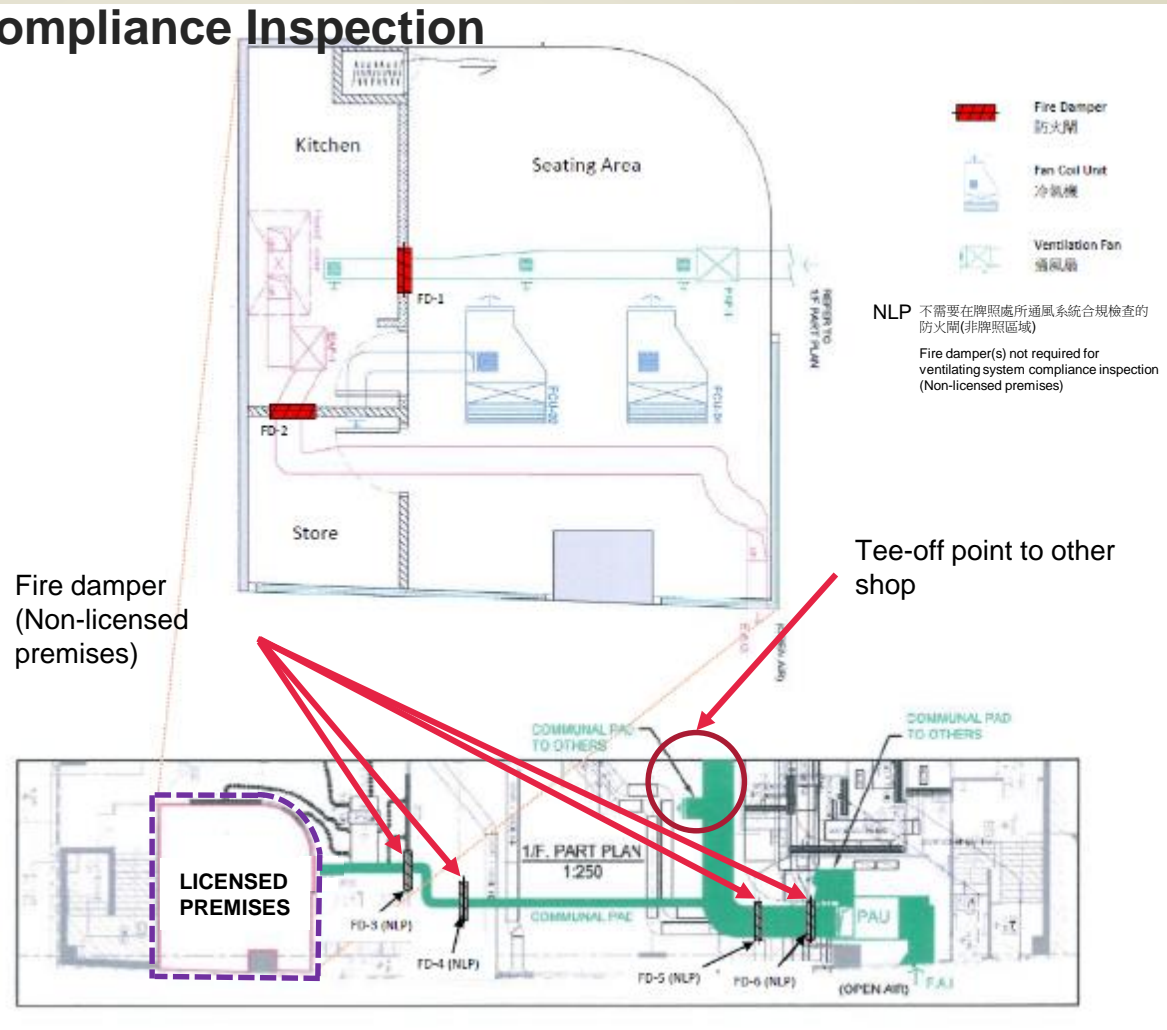
Fan coil unit



Tee-off point to other shop

Typical MVAC Layout for Compliance Inspection

Communal air ductwork with tee-off point shall be indicated in MVAC layout drawing(s);
Fire damper(s) not required for ventilating system compliance inspection shall be marked as **“NLP”** (non-licensed premises);
and
Fire damper(s) installed outside the licensed premises shall be maintained in **safe** and efficient working order.



BENEFITS

- To **minimize inspection time** on communal air duct and associated fire damper(s);
- To **minimize affect on other owner(s)/tenant(s)** during inspection of communal air system;
- To **minimize conflict** between registered specialist contractor (ventilation works) (RSC(V))/owner/building management on communal air system; and
- To **increase interaction and communication** between FSD and related stakeholders.

Reference

Summary of Notes of 69th Ventilation Installations Liaison Group Meeting and **Guidance drawings**:

https://www.hkfsd.gov.hk/eng/source/safety/vent_meeting/notes_of_vent_meeting_69th_eng_20220729_170750.pdf

Brief List of **Common Irregularities** during Compliance Inspection in Ventilating System

https://www.hkfsd.gov.hk/eng/source/licensing/Brief_list_of_compliance_inspection_VS_eng.pdf

Brief Notes on Ventilation Installations **Liaison Group** Meetings

https://www.hkfsd.gov.hk/eng/fire_protection/minutes/vilg_meeting.html

A Guide to Application of **Letter of Compliance** for Ventilating System

https://www.hkfsd.gov.hk/eng/source/licensing/irregularities_vent.pdf

FSD Circular Letter No.4/96 Part XI – Mechanical Ventilating Systems

https://www.hkfsd.gov.hk/eng/source/circular/e04_1996.pdf

Thank You



消防處

Fire Services Department

Q & A Session

Select “Q&A”
選擇”問與答”



“Ask a Question”
按”提出問題”

Input Text
輸入問題



消防處

Fire Services Department

General Enquiry:

Licensing Division

Hong Kong Licensing Office

Tel : 2549 8104

Email : h_lic_1@hkfsd.gov.hk

Kowloon West Licensing Office

Tel : 2302 5339

Email : k_lic_1@hkfsd.gov.hk

New Territories Licensing Office

Tel : 3423 9328

Email : nt_lic_1@hkfsd.gov.hk

Kowloon East Licensing Office

Tel : 3423 9332

Email : k_lic_3@hkfsd.gov.hk

Ventilation Division

Tel : 2718 7567 / 2251 4165

Email : fsvent@hkfsd.gov.hk



消防處

Fire Services Department

Thank you